


Teledyne RD Instruments

StreamPro ADCP

Shallow Streamflow Measurement System

Your Shallow Water Solution



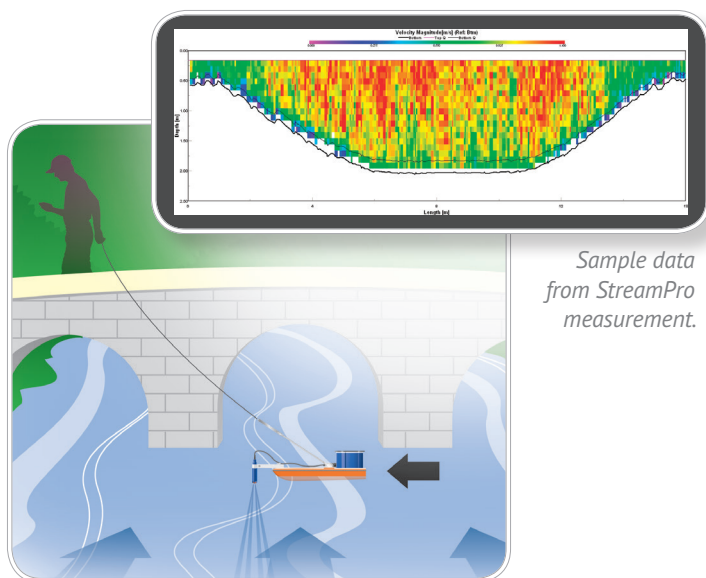
The StreamPro's transducer can be towed from the front or middle of the float, or can be removed and hand-held in the water for applications such as under-ice flow measurements.

Teledyne RD Instruments' STREAMPRO ADCP (Acoustic Doppler Current Profiler) represents a revolutionary advancement in streamflow measurement. You can accurately measure discharge in shallow streams in a matter of minutes—a fraction of the time required using traditional hand-held devices. With StreamPro there's no need to move from station to station to obtain single-point velocity data or compute the discharge by hand; streamflow measurements are obtained in real-time.

Get out of the water: StreamPro can be tethered to be pulled from a bridge, cableway, or tagline pulley system. This greatly improves operator safety when compared to traditional wading techniques.

Collect high-accuracy data: This dramatic advancement in stream flow measurement is made possible by Teledyne RD Instruments' Broadband Doppler signal-processing technology, which achieves superior accuracy in velocity measurement.

Go right to work: StreamPro has been designed to allow any level of user to immediately begin collecting high-quality data. The simple and highly intuitive user interface has been designed to ensure proper operation.



Sample data from StreamPro measurement.


Teledyne RDI's StreamPro ADCP can simply be pulled across the stream as you walk across a bridge, or attached to a tagline to collect real-time data.

PRODUCT FEATURES

- **Quick:** Collect complete streamflow measurements in streams or canals in a matter of minutes.
- **Convenient:** No need to move from station to station. Simply cross a bridge or use a tagline to collect data.
- **Easy to Operate:** Data is conveniently acquired using a mobile device equipped with a highly intuitive user interface.
- **Reduced Disturbance:** Small transducer head, 3.5cm in diameter, for minimal flow disturbance.
- **Affordable:** Value-priced system designed to suit your budget.
- **Bottom Tracking:** Reliable bottom-tracking in 0.1m–7m depth.
- **Wireless:** Bluetooth communications utilized between electronics and PocketPC or laptop.
- **Low Power Consumption:** Full day of operation on 8 AA batteries.
- **Versatile:** Minimum cell size 2cm with up to 30 cells. Standard profiling range of up to 2m (6m with upgrade).
- **Flexible Data Format:** All acquired data is compatible with Teledyne RDI's WinRiver II software for data display and processing.

StreamPro ADCP

Shallow Streamflow Measurement System



TECHNICAL SPECIFICATIONS

Water Velocity Profiling	Profiling range	0.1m ¹ to 2m standard or 6m ² with upgrade		
	Velocity range	±5m/s ³		
	Accuracy	±1% of water velocity relative to ADCP, ±2mm/s		
	Resolution	1mm/s		
	Number of cells	1–20 standard or 1–30 with upgrade		
	Cell size	2cm to 10cm standard or 20cm with upgrade		
	Blanking distance	3cm		
	Data output rate	1Hz		
Bottom Tracking	Depth range	0.1m–7m ²		
	Accuracy	±1.0% of bottom velocity relative to ADCP, ±2mm/s		
	Resolution	1mm/s		
Depth Measurement	Range	0.1m–7m ²		
	Accuracy	1% ⁴		
	Resolution	1mm		
Sensors		Temperature (standard)	Tilt (pitch and roll) (optional)	Compass (heading) (optional)
	Range	-4° to 45°C	±90°	0-360°
	Accuracy	±0.5°C	±0.3°	±1°
Operation Modes	Standard profiling (Broadband) High-precision profiling (included)			
Transducer	Frequency Configuration	2MHz Janus 4 beams at 20° beam angle		
Software	• StreamPro Software for Pocket PC • WinRiver II (included) for moving-boat measurement • SxS Pro (optional) for stationary measurement (i.e., under-ice); comes with an uncertainty model for in situ quality evaluation and control			
Available Upgrades	<ul style="list-style-type: none"> • Extended profiling range to 6 meters • SxS Pro Software for stationary measurement. • Compass and tilt (pitch and roll) sensors • GPS • High-speed float 			
Communications	Bluetooth wireless Baud rates: 115,200 bps			
Construction	Cast polyurethane with stainless hardware			
Power	Voltage	10.5 –18 VDC (8 AA batteries, alkaline or rechargeable NiMH)		
	Battery capacity	7.5 hours continuous with 8 AA alkaline batteries; 12.75 hours continuous with 8 AA NiMH rechargeable batteries		
Environmental	Operating temperature:	-5°C to 45°C		
	Storage temperature:	-20°C to 50°C		
Physical Properties	Weight in air	5.9 kg including electronics, transducer, float, and batteries		
	Dimensions	Electronics housing: 16 x 21 x 11cm Transducer: 3.5cm diam. x 15cm length Float: 42 x 70 x 10cm <i>(line drawings available upon request)</i>		

1. Assume one good cell (minimum cell size) with high precision profiling mode, range measured from the transducer surface.
 2. Assume fresh water, actual range depends on temperature and suspended solids concentration.
 3. 2m/s for standard float; 3.5m/s for optional high-speed float.
 4. Assume uniform water temperature and salinity profile

Specifications subject to change without notice.

© 2006 Teledyne RD Instruments, Inc. All rights reserved. WR-1001, Rev. Oct. 2015.